

**DELHI PUBLIC SCHOOL, RAIPUR**  
**ENGLISH PRACTICE SHEET (2019-20)**  
**CLASS- KGII**

**I. Complete the table by filling the missing capital, small and cursive letters.**

| Capital | Small | Cursive |
|---------|-------|---------|
| S       |       |         |
|         | t     |         |
| N       |       |         |
|         | f     |         |
| E       |       |         |
|         | z     |         |
| P       |       |         |
|         | r     |         |

**II. Fill in the vowel to complete each word.**

1. w\_\_\_\_\_t                      2. f\_\_\_\_\_n                      3. v\_\_\_\_\_n
4. p\_\_\_\_\_t                      5. t\_\_\_\_\_p                      6. c\_\_\_\_\_t

**III. Add 's' or 'es' to the following naming words and make the words which stand for more than one.**

| one      | many | one    | many |
|----------|------|--------|------|
| cab      |      | potato |      |
| pin      |      | tree   |      |
| class    |      | boy    |      |
| parrot   |      | fox    |      |
| sandwich |      | dish   |      |

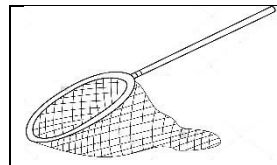


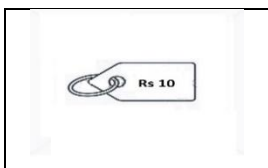


**IV. Fill in the blanks using is / am / are .**

1. The girls \_\_\_\_\_ going to the mall.
2. The pin \_\_\_\_\_ in the box.
3. I \_\_\_\_\_ playing in the park.
4. The cats \_\_\_\_\_ on the mat.
5. Pam \_\_\_\_\_ jumping on the bed.
6. The boys \_\_\_\_\_ reading the books.
7. It \_\_\_\_\_ my Maths book.
8. Birds \_\_\_\_\_ flying in the sky.
9. This \_\_\_\_\_ my pen.
- 10 Pam and Sam \_\_\_\_\_ good friends.

**V. Dictation**

**(Revise two and three letter words)**

**VI. Write the names of the following pictures.**

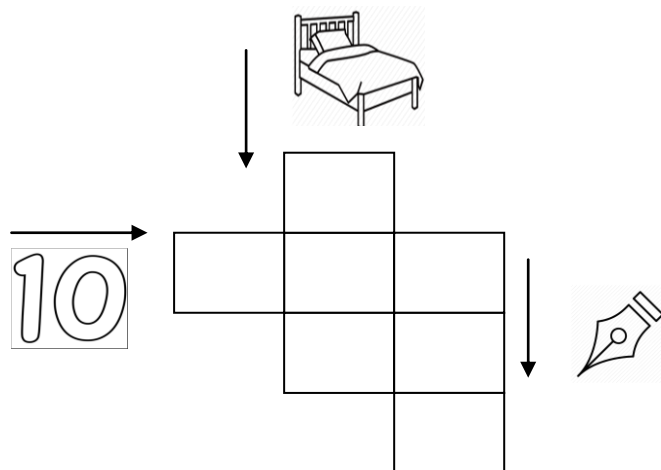
  
  
  
  
  
  
  
  
  
  
  
  
  
  


VII. Form two or three letter words by using the letters given below.

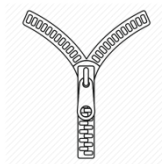
|   |   |   |   |   |   |   |   |
|---|---|---|---|---|---|---|---|
| e | h | p | n | t | o | a | s |
|---|---|---|---|---|---|---|---|

|  |  |  |  |
|--|--|--|--|
|  |  |  |  |
|  |  |  |  |

VIII. Solve the puzzle.



IX. Find the words in the word search and write them in the blanks.



|   |   |   |   |
|---|---|---|---|
| w | a | f | z |
| k | e | a | i |
| r | g | b | p |
| w | j | a | m |

|  |
|--|
|  |
|  |
|  |
|  |

X. Write the vowels .

|  |  |  |  |  |
|--|--|--|--|--|
|  |  |  |  |  |
|--|--|--|--|--|

**XI. Fill in the suitable consonant to complete each word.**

1. \_\_\_\_\_ap



5. . \_\_\_\_\_id



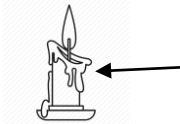
2. \_\_\_\_\_et



6. \_\_\_\_\_eg



3. \_\_\_\_\_ax



7. \_\_\_\_\_im



4. \_\_\_\_\_en



8. \_\_\_\_\_at



**XII. Fill in the blanks with suitable words.**

in, on, under, behind, in front of


(1) There is some water \_\_\_\_\_ the glass.



(2) The book is \_\_\_\_\_ the table.



(3) The monkey is \_\_\_\_\_ the tree.



(4) The sun is \_\_\_\_\_ the tree.



(5) The man is \_\_\_\_\_ the blackboard.




**XIII. Make the sentences using This, These, That and Those.**

(1)



|  |  |
|--|--|
|  |  |
|  |  |



(2)

|  |
|--|
|  |
|  |
|  |



(3)




|  |
|--|
|  |
|  |
|  |



(4)

|  |
|--|
|  |
|  |
|  |

**XIV. Fill in the blanks using He / She / It**

|   |   |
|---|---|
| (i) _____ is a pretty girl.   |   |
|  | (i) _____ is Jim.   |
| (i) _____ is a chair.   |  |

**XV. Make sentences by using the given words.**

1. and – 

|  |
|--|
|  |
|  |

2. my – 

|  |
|--|
|  |
|  |

3. am – 

|  |
|--|
|  |
|  |

4. do – 

|  |
|--|
|  |
|  |

5. we – 

|  |
|--|
|  |
|  |

**XVI. Fill in the blanks using 'a' or 'an'.**

1. \_\_\_\_\_ ant

6. \_\_\_\_\_ pen

2. \_\_\_\_\_ hut

7. \_\_\_\_\_ urn

3. \_\_\_\_\_ ox

8. \_\_\_\_\_ bin

4. \_\_\_\_\_ egg

9. \_\_\_\_\_ igloo

5. \_\_\_\_\_ mat

10. \_\_\_\_\_ apron